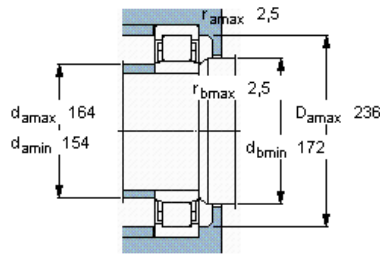
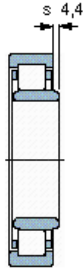
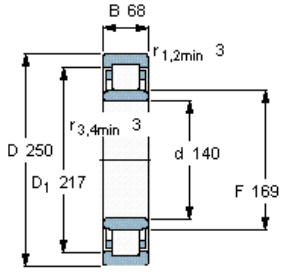
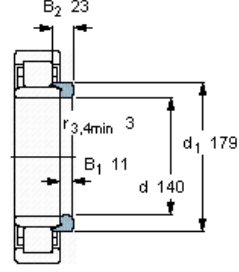


Cylindrical roller bearings, single row

Principal dimensions			Basic load ratings		Designation	Angle ring
d	D	B	dynamic C	static C0	* SKF Explorer bearing	Designation
mm			kN		-	-
140	250	68	655	830	NU 2228 ECML *	HJ 2228 EC



Calculation factors
 k_r 0,2
 e 0,3 γ 0,4



HJ 2228 EC
 Mass kg 1,05